

# Newcastle

## Quarterly Report

### Crimes Against Persons

Crime Classification	Jan	Feb	Mar	Apr	May	Jun	Jul	Aug	Sep	Total
Aggravated Assault Offenses	3		1	1			1			<b>6</b>
Simple Assault	1	3	1			1	1	3	5	<b>15</b>
Intimidation Offenses	2			3	1	2	4		1	<b>13</b>
Homicide Offenses										
Human Trafficking Offenses										
Kidnapping	1									<b>1</b>
Sex Offenses		1		1						<b>2</b>
Violation of NC/Protection Order		1	1							<b>2</b>
<b>Total</b>	<b>7</b>	<b>5</b>	<b>3</b>	<b>5</b>	<b>1</b>	<b>3</b>	<b>6</b>	<b>3</b>	<b>6</b>	<b>39</b>

### Crimes Against Property

Crime Classification	Jan	Feb	Mar	Apr	May	Jun	Jul	Aug	Sep	Total
Commercial Burglary	3		4		1		1	3	1	<b>13</b>
Residential Burglary	4	3	2	5	4	1	1	2	2	<b>24</b>
Fraud Offenses	4	2	1	4	2	3	6	3	6	<b>31</b>
Vandalism	3	2	1	6	5	7	7	4	5	<b>40</b>
Larceny	22	14	19	15	16	28	19	16	12	<b>161</b>
Auto Theft	3	6	2	1	5	7	3	5	4	<b>36</b>
Robbery	2		1							<b>3</b>
Other Crime Against Property		1				1		1		<b>3</b>
<b>Total</b>	<b>41</b>	<b>28</b>	<b>30</b>	<b>31</b>	<b>33</b>	<b>47</b>	<b>37</b>	<b>34</b>	<b>30</b>	<b>311</b>

### Crimes Against Society

Crime Classification	Jan	Feb	Mar	Apr	May	Jun	Jul	Aug	Sep	Total
Drug Offenses		1								<b>1</b>
Prostitution Offenses										
Weapon Law Violations										
Other Crime Against Society					1	1		1	1	<b>4</b>
<b>Total</b>		<b>1</b>			<b>1</b>	<b>1</b>		<b>1</b>	<b>1</b>	<b>5</b>

### Domestic Violence by Month

Contract	Jan	Feb	Mar	Apr	May	Jun	Jul	Aug	Sep	Total
Newcastle	4	4	3	2	0	2	1	2	7	<b>25</b>
<b>Total</b>	<b>4</b>	<b>4</b>	<b>3</b>	<b>2</b>	<b>0</b>	<b>2</b>	<b>1</b>	<b>2</b>	<b>7</b>	<b>25</b>

# Newcastle

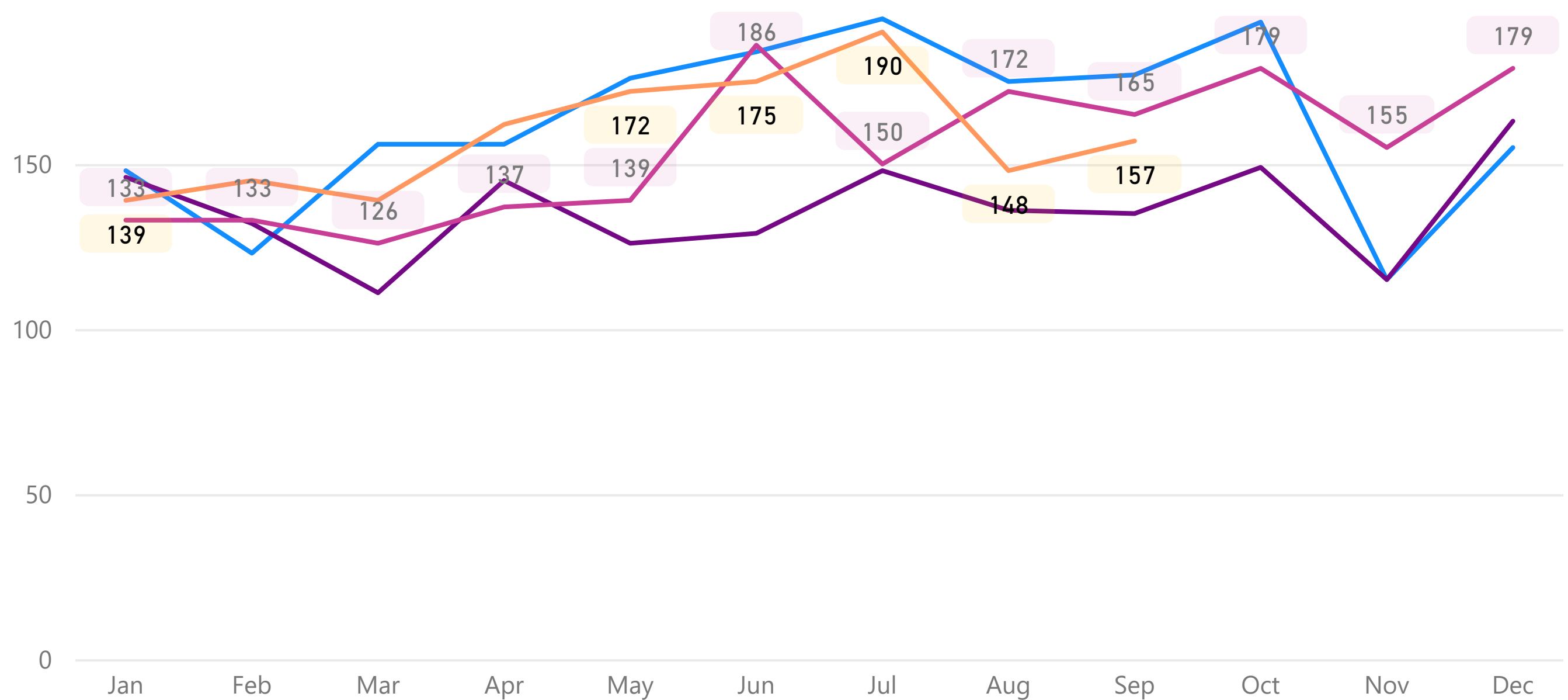
## Quarterly Report

### 2022 DCFS

Quarter	1Q			2Q			3Q			Total			
District	Jan	Feb	Mar	Total	Apr	May	Jun	Total	Jul	Aug	Sep	Total	
H2	139	145	139	<b>423</b>	162	172	175	<b>509</b>	190	148	157	<b>495</b>	<b>1427</b>
<b>Total</b>	<b>139</b>	<b>145</b>	<b>139</b>	<b>423</b>	<b>162</b>	<b>172</b>	<b>175</b>	<b>509</b>	<b>190</b>	<b>148</b>	<b>157</b>	<b>495</b>	<b>1427</b>

### DCFS Four Year Comparison

Year ● 2019 ● 2020 ● 2021 ● 2022



### Average Response Time

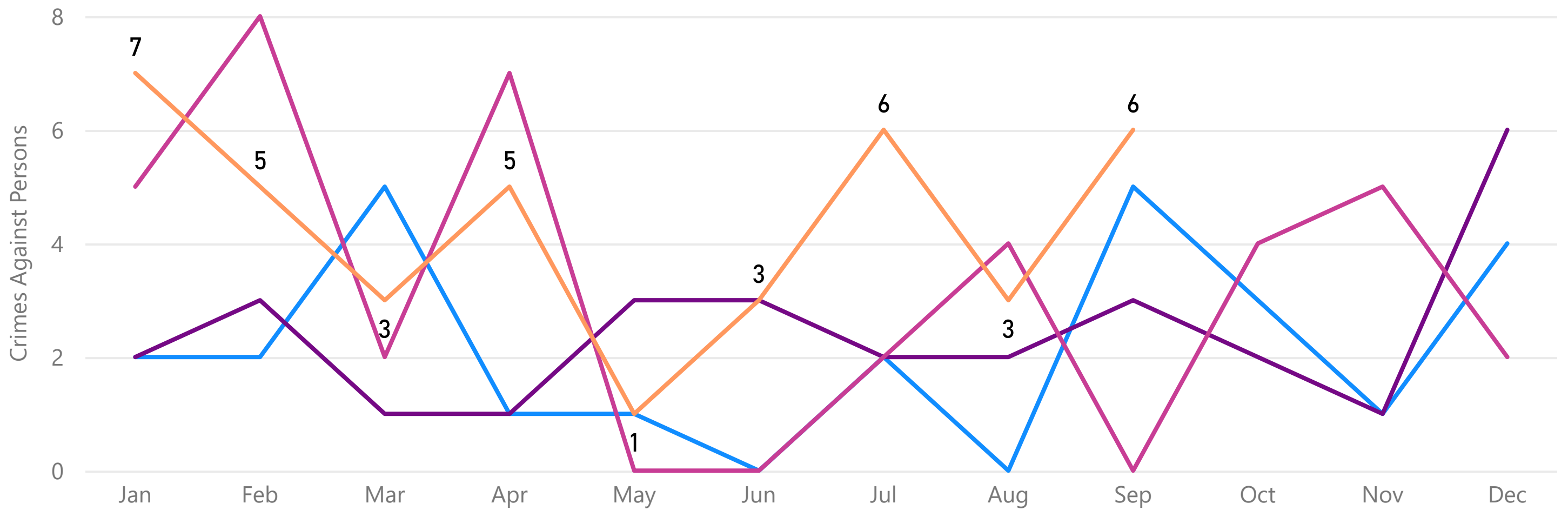
Quarter	1Q			2Q			3Q			Total			
Priority	Jan	Feb	Mar	Total	Apr	May	Jun	Total	Jul	Aug	Sep	Total	
X	5.73		3.22	<b>5.10</b>	14.32	1.83	3.06	<b>5.15</b>	39.45	1.52	9.87	<b>16.94</b>	<b>7.35</b>
1	9.37	10.86	12.39	<b>10.56</b>	7.94	9.07	10.68	<b>9.18</b>	11.29	19.04	8.62	<b>12.09</b>	<b>10.49</b>
2	11.33	10.90	10.67	<b>10.93</b>	11.97	10.32	9.60	<b>10.61</b>	10.58	7.84	15.90	<b>11.02</b>	<b>10.85</b>
3	20.14	21.25	22.18	<b>21.19</b>	21.89	20.80	21.77	<b>21.50</b>	16.23	16.29	19.14	<b>17.17</b>	<b>19.99</b>
<b>Total</b>	<b>16.22</b>	<b>17.67</b>	<b>18.07</b>	<b>17.32</b>	<b>17.79</b>	<b>16.50</b>	<b>17.30</b>	<b>17.20</b>	<b>14.19</b>	<b>13.74</b>	<b>16.92</b>	<b>14.89</b>	<b>16.46</b>

# Newcastle

## Quarterly Report

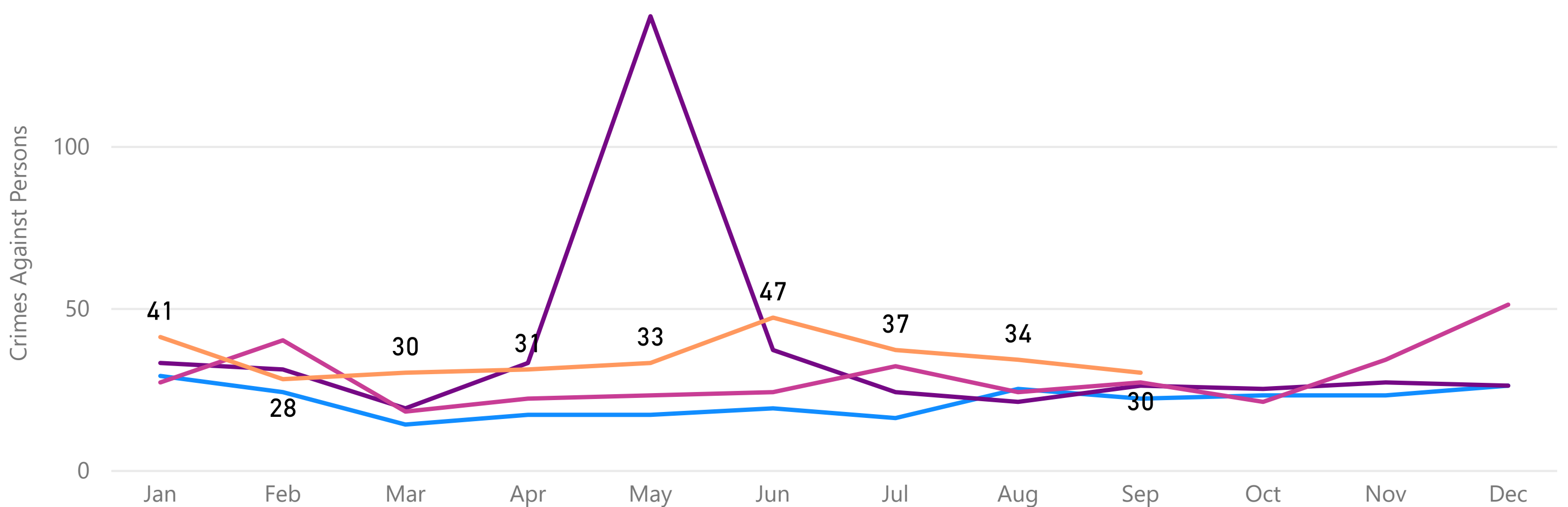
### Crimes Against Persons

Year ● 2019 ● 2020 ● 2021 ● 2022



### Crimes Against Property

Year ● 2019 ● 2020 ● 2021 ● 2022



### Larceny by Type

Larceny Category	Jan	Feb	Mar	Apr	May	Jun	Jul	Aug	Sep	Total
Pocket-picking										
Purse-snatching										
Shoplifting						1				1
Theft From Building	3	1		3	1	1	1	1		11
Theft From Coin-Operated Machine/Device										
Theft From Motor Vehicle	8	5	7	6	6	11	9	4	5	61
Theft of Motor Vehicle Parts/Accessories	5	5	3	3	8	6	5	4	2	41
All Other Larceny	6	3	9	3	1	9	4	7	5	47
<b>Total</b>	<b>22</b>	<b>14</b>	<b>19</b>	<b>15</b>	<b>16</b>	<b>28</b>	<b>19</b>	<b>16</b>	<b>12</b>	<b>161</b>

# Newcastle

## Quarterly Report

Year to date vs. same period last year

### Crimes Against Persons

Crime Classification	2021	2022	% Difference
<b>Aggravated Assault Offenses</b>	3	6	100.00%
<b>Simple Assault</b>	10	15	50.00%
<b>Intimidation Offenses</b>	3	13	333.33%
<b>Homicide Offenses</b>	1		
<b>Human Trafficking Offenses</b>	0		
<b>Kidnapping</b>	0	1	
<b>Sex Offenses</b>	2	2	0.00%
<b>Violation of NC/Protection Order</b>	9	2	-77.78%
<b>Total</b>	28	39	39.29%

### Crimes Against Property

Crime Classification	2021	2022	% Difference
<b>Commercial Burglary</b>	5	13	160.00%
<b>Residential Burglary</b>	15	24	60.00%
<b>Fraud Offenses</b>	24	31	29.17%
<b>Vandalism</b>	33	40	21.21%
<b>Larceny</b>	126	161	27.78%
<b>Auto Theft</b>	35	36	2.86%
<b>Robbery</b>	0	3	
<b>Other Crime Against Property</b>	1	3	200.00%
<b>Total</b>	239	311	30.13%

### Crimes Against Society

Crime Classification	2021	2022	% Difference
<b>Drug Offenses</b>	0	1	
<b>Prostitution Offenses</b>	0		
<b>Weapon Law Violations</b>	1		
<b>Other Crime Against Society</b>	0	4	
<b>Total</b>	1	5	400.00%

# Newcastle

## Quarterly Report

### Arrests by NIBRS Category

Arrest Category	Jan	Feb	Mar	Apr	May	Jun	Jul	Aug	Sep	Total
								1		<b>1</b>
Assault Offenses	4	3	1	2		1	1	2	5	<b>19</b>
Burglary			2						2	<b>4</b>
Destruction/Damage/Vandalism				1		1	2		1	<b>5</b>
Homicide Offenses			1							<b>1</b>
Pornography/Obscene Material									1	<b>1</b>
Robbery								1		<b>1</b>
Stolen Property Offenses								1		<b>1</b>
Violation of No Contact Orders		1								<b>1</b>
All Other Offenses			1	1	1	1	1	2		<b>7</b>
Not Reportable to NIBRS (Traffic/Warrants)		2	1				2			<b>5</b>
<b>Total</b>	<b>4</b>	<b>6</b>	<b>6</b>	<b>4</b>	<b>1</b>	<b>3</b>	<b>6</b>	<b>7</b>	<b>9</b>	<b>46</b>

### Arrests by Age Category

Category	Jan	Feb	Mar	Apr	May	Jun	Jul	Aug	Sep	Total
Adult	4	5	5	4	1	2	6	6	9	<b>42</b>
Juvenile		1	1			1		1		<b>4</b>
<b>Total</b>	<b>4</b>	<b>6</b>	<b>6</b>	<b>4</b>	<b>1</b>	<b>3</b>	<b>6</b>	<b>7</b>	<b>9</b>	<b>46</b>

### Clearances

Quarter	1Q				2Q				3Q				Total
	City	Jan	Feb	Mar	Total	Apr	May	Jun	Total	Jul	Aug	Sep	
Newcastle	82	8	5	<b>95</b>	4	4	5	<b>13</b>	12	5	7	<b>24</b>	<b>132</b>
<b>Total</b>	<b>82</b>	<b>8</b>	<b>5</b>	<b>95</b>	<b>4</b>	<b>4</b>	<b>5</b>	<b>13</b>	<b>12</b>	<b>5</b>	<b>7</b>	<b>24</b>	<b>132</b>