



City of Newcastle Police Services Report

First Quarter 2021



Prepared by: The Crime Analysis Unit
of the King County Sheriff's Office

CITY OF NEWCASTLE

CHIEF OF POLICE SERVICES Jason Houck

MAYOR Linda Newing

DEPUTY MAYOR Tony Ventrella

COUNCIL MEMBERS

Tom Griffin
Tamra Kammin
Tom Magers
Dave Mitchell
Ariana Sherlock

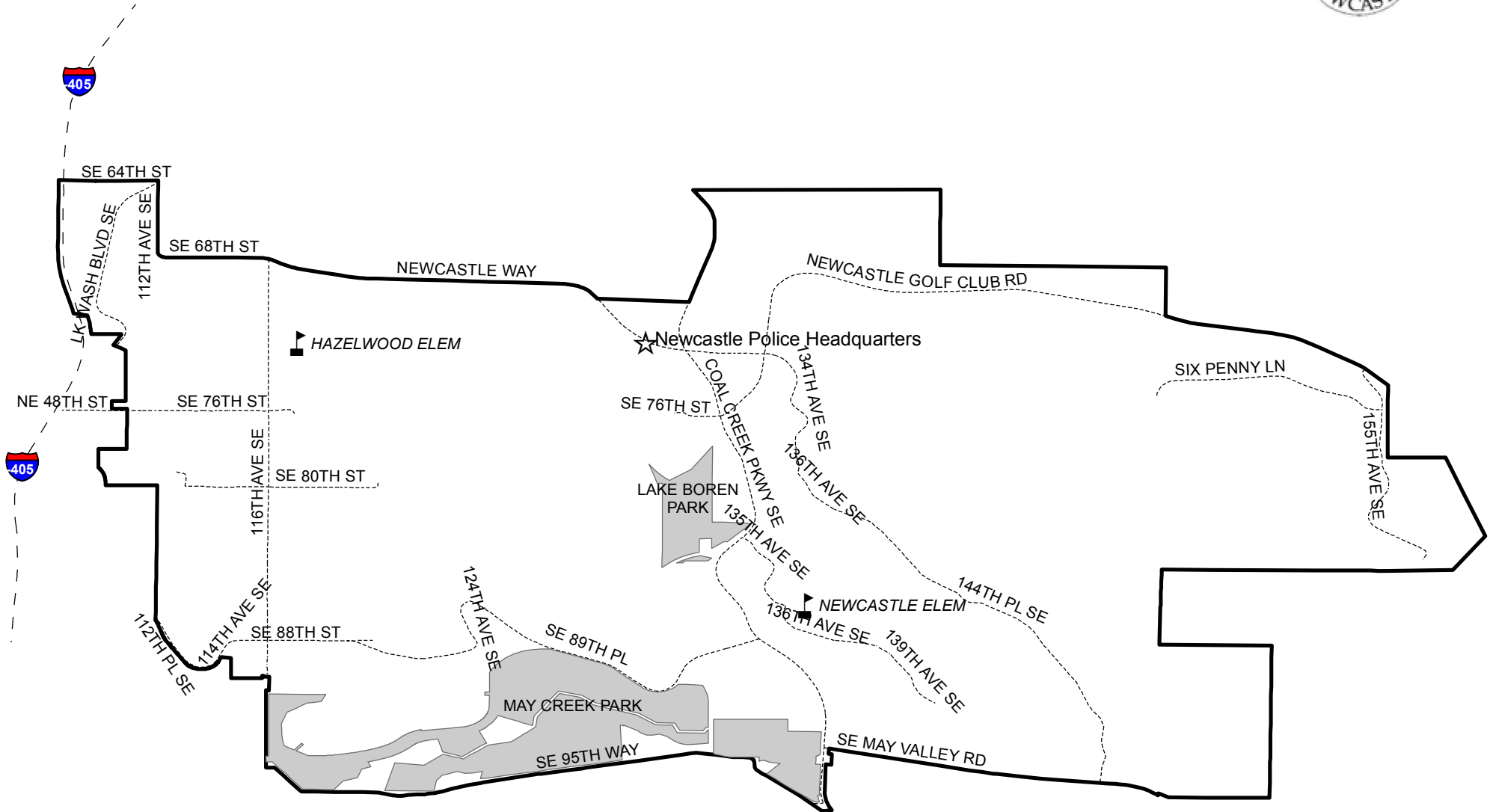
CITY MANAGER Rob Wyman

CITY OF NEWCASTLE **POLICE SERVICES REPORT**

CITY MAP	1
CITY CRIME SUMMARY	2
CITY CRIME PROFILE	3
Crimes against Persons, Property, and Society	
Larceny by Type	
Charges on Arrests	
Dispatched Calls for Service & Average Response Time	
GLOSSARY OF TERMS	7

City of Newcastle H2

Effective October 26, 2011



City of Newcastle
 First Quarter Statistics 2021
 Crime Analysis Unit

Information as of April 9, 2021

The King County Sheriff's Office (KCSO) quarterly statistical reports are for our contract city chiefs and city councils to use as a "snapshot" to gauge crime and calls for service in a particular geographic area. KCSO reports crime statistics to the Federal Bureau of Investigation's (FBI) in the National Incident Based Reporting System (NIBRS) format, thus crime statistics in this report are based on NIBRS definitions from the report management system (RMS).

*Crime statistics included in this report are based on **crime recorded within the city boundaries** organized by the **date the initial police report of a crime was taken**ⁱ, to provide useful working data for city chiefs and city councils. The statistics are **not the official crime statistics for the city**, and should not be compared to the WASPC reporting to the FBIⁱⁱ. Official crime statistics for the cities that will be recorded by the FBI can be found in the state-wide Crime in Washington report [here](#).*

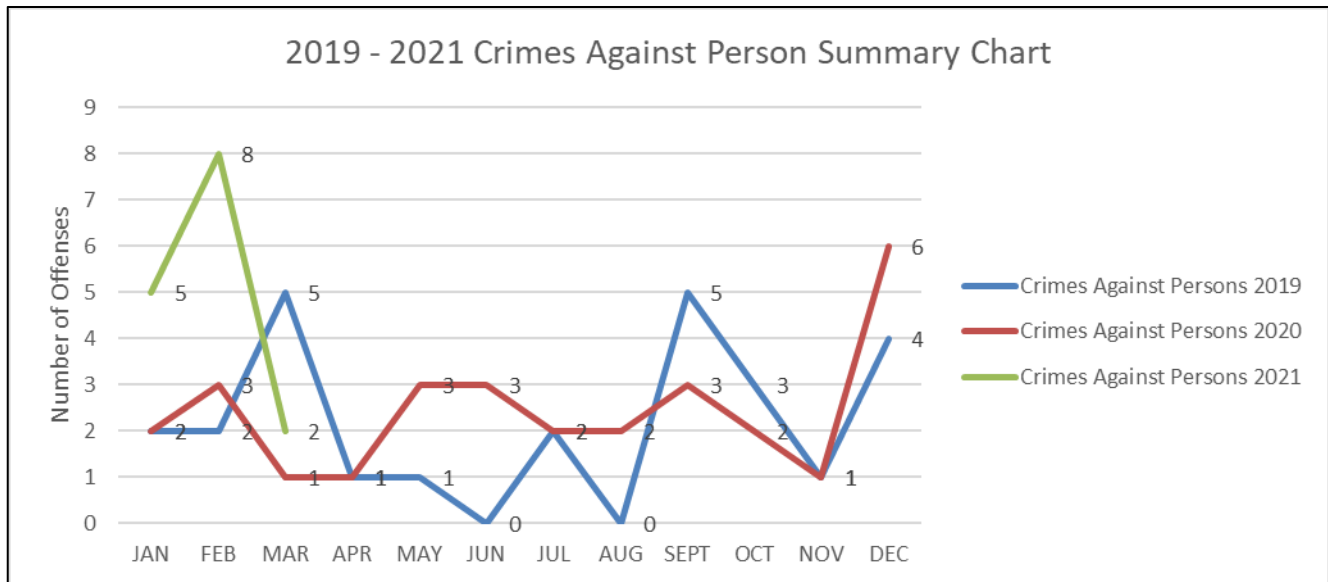
OFFENSE SUMMARY	JAN	FEB	MAR	1-Q	YTD
Crimes Against Persons	5	8	2	15	15
Crimes Against Property	27	40	18	85	85
Crimes Against Society	0	1	0	1	1
Cases Closed/Cleared	8	4	4	16	16
Total Domestic Violence Cases	4	5	2	11	11
Total Arrests Adultsⁱⁱⁱ	3	6	6	15	15
Total Arrests Juveniles^{iv}	0	0	0	0	0

City of Newcastle
 First Quarter Statistics 2021
 Crime Analysis Unit

Offenses by Category

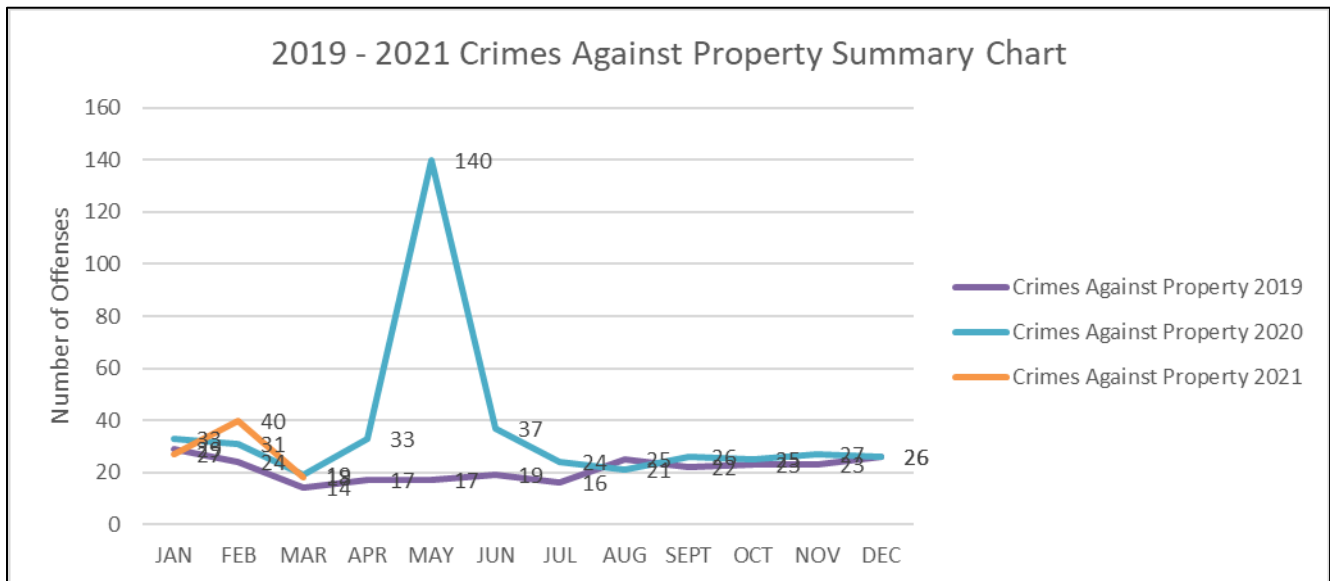
Group A NIBRS offenses fall under three categories: Crimes Against Persons, Crimes Against Property, and Crimes Against Society. For a list of NIBRS offenses that fall into the three categories, please look [here](#).^v

Crimes Against Persons	JAN	FEB	MAR	1-Q	YTD
Aggravated Assault Offenses	1	0	0	1	1
Simple Assault	0	4	0	4	4
Intimidation Offenses	0	1	0	1	1
Homicide Offenses	1	0	0	1	1
Human Trafficking Offenses	0	0	0	0	0
Kidnapping	0	0	0	0	0
Sex Offenses	0	0	1	1	1
No-Contact/Protection Order Violations	3	3	1	7	7
TOTAL Crimes Against Persons	5	8	2	15	15



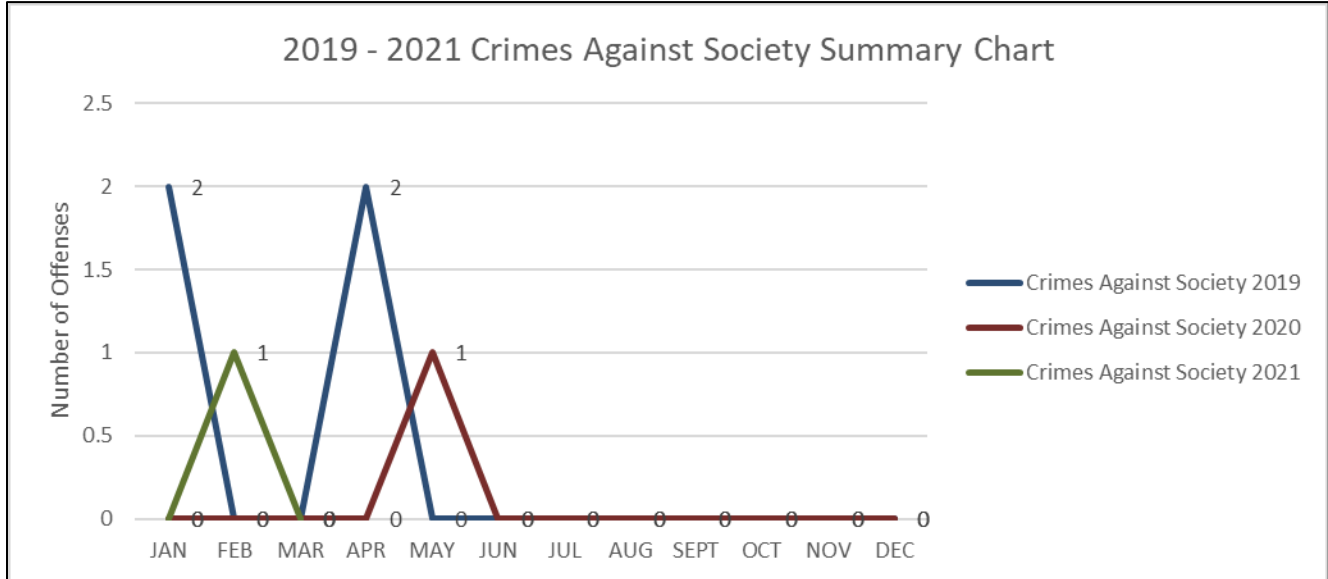
City of Newcastle
 First Quarter Statistics 2021
 Crime Analysis Unit

Crimes Against Property	JAN	FEB	MAR	1-Q	YTD
Commercial Burglary	0	0	0	0	0
Residential Burglary	2	2	1	5	5
Fraud Offenses	6	1	3	10	10
Destruction/Damage/Vandalism of Property	2	7	2	11	11
Larceny	15	22	11	48	48
Motor Vehicle Theft	2	8	1	11	11
Robbery	0	0	0	0	0
Other Crimes Against Property	0	0	0	0	0
TOTAL Crimes Against Property	27	40	18	85	85



Crimes Against Society	JAN	FEB	MAR	1-Q	YTD
Drug/Narcotic Offenses	0	0	0	0	0
Prostitution Offenses	0	0	0	0	0
Weapon Law Violations	0	1	0	1	1
Other Crimes Against Society	0	0	0	0	0
TOTAL Crimes Against Society	0	1	0	1	1

City of Newcastle
 First Quarter Statistics 2021
 Crime Analysis Unit



Larceny by Type

Larceny Details	JAN	FEB	MAR	1-Q	YTD
Pocket-picking	0	0	0	0	0
Purse-snatching	0	0	0	0	0
Shoplifting	1	0	1	2	2
Theft From Building	0	1	0	1	1
Theft From Coin-Operated Machine or Device	0	0	0	0	0
Theft From Motor Vehicle	5	14	8	27	27
Theft of Motor Vehicle Parts or Accessories	4	1	0	5	5
All Other Larceny	5	6	2	13	13
TOTAL	15	22	11	48	48

Charges on Arrests¹

Charges on Arrests	JAN	FEB	MAR	1-Q	YTD
Assault Offenses	0	3	0	3	3
Larceny/Theft Offenses	0	0	1	1	1
Not Reportable to NIBRS (Traffic/Warrants)	1	1	3	5	5
Trespass	0	0	1	1	1
Violation of No Contact Orders	2	2	1	5	5
TOTAL	3	6	6	15	15

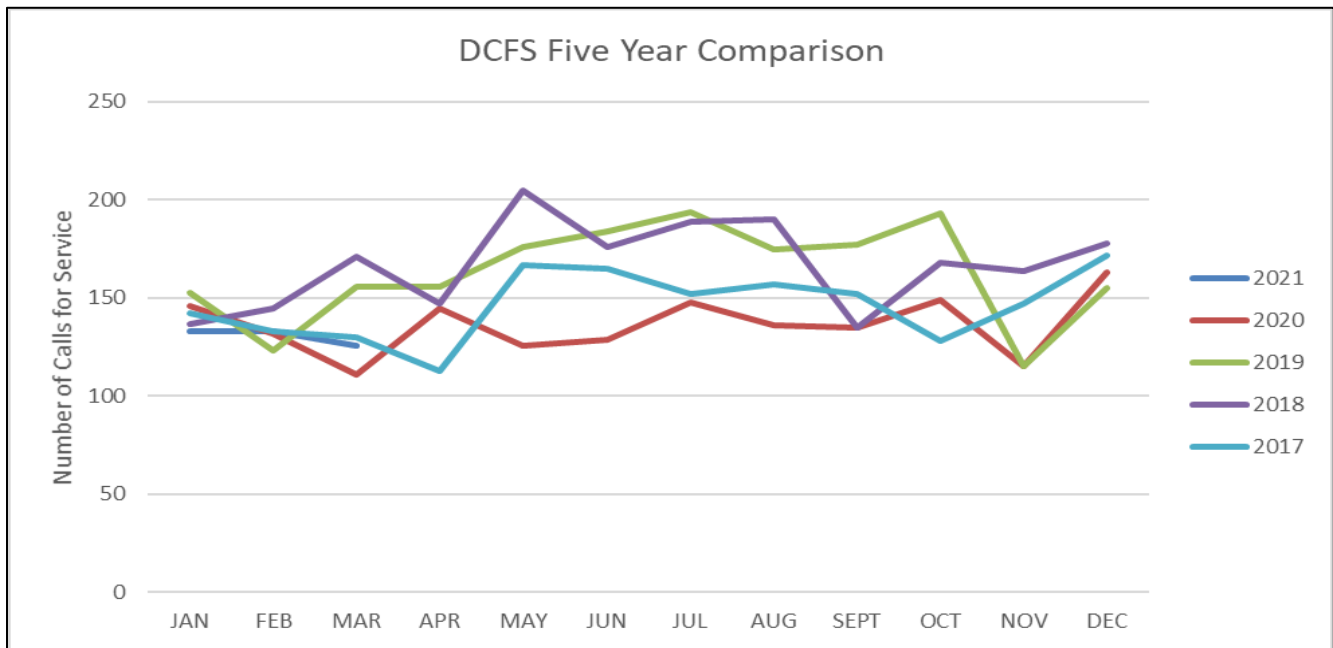
¹ Charges are grouped into categories. Only the top charge on an arrest report is included.

City of Newcastle
 First Quarter Statistics 2021
 Crime Analysis Unit

Dispatched Calls for Service & Average Response Time

The below information was generated from our CAD system

Dispatched Calls for Service	JAN	FEB	MAR	1-Q	YTD
Newcastle	133	133	126	392	392



AVG Response Time	JAN	FEB	MAR	1-Q
Critical Dispatch X=	N/A	N/A	N/A	N/A
Immediate Dispatch 1=	7.77	6.83	6.72	7.04
Prompt Dispatch 2=	69.73	7.57	7.60	34.78
Routine Dispatch 3=	20.88	17.30	16.46	18.18

City of Newcastle
First Quarter Statistics 2021
Crime Analysis Unit

GLOSSARY OF TERMS

Arrests

An arrest is recorded when at least one suspect is arrested, cited, or referred for prosecution for a crime. "Total Arrests" indicate the number of approved arrest reports within each date range. The "Charges on Arrests" table shows the top charges on those arrests. Arrest data for the Crime in Washington report is compiled slightly differently, and is based on the NIBRS categorization of the offense rather than the NIBRS categorization of the charge.

Cases Closed/Cleared

Criminal cases are cleared by arrest, or in some circumstances, by exceptional means (the suspect died, is imprisoned on another charge, victim refuses to testify, etc.). The types of case closures are as follows:

Cleared by Arrest: A case can be closed by arrest when at least one suspect is positively identified and charges are recommended to the Prosecuting Attorney's Office. This closure does not require physical booking into a jail or juvenile detention facility. It also does not require the charging of all suspects, if there are multiple suspects in the crime, or of charges for all offenses, if there are multiple offenses in a crime. This category includes criminal citations into district and municipal courts for misdemeanors and felony filings into Superior Court, as well as all filings into Juvenile Court.

Exceptional Clearance: A case can be closed "exceptional" if it can be established that a crime has been committed and the identity of a suspect is positively confirmed, but due to circumstances beyond our control, no charges are filed. An example of this type of closure is a case in which the victim declines to assist in prosecution. Another example is when another police agency files charges on a related crime stemming from the same incident. (Car stolen in King County, but suspect arrested in the stolen car in Bellevue. Bellevue P.D. charges the suspect with possession of the stolen car. We close the stolen car case "exceptional.")

Unfounded: Cases are closed as "unfounded" when the investigation reveals that no crime has been committed. An example would be the report of a theft by one party that is determined to be a false report by interviewing other independent witnesses. Reports of crimes determined false are typically not included on this report. Unfounded cases are not included on NIBRS statistics.

Administrative Clearance: This clearance is used primarily to close non-criminal police investigations like found property. For instance, if a citizen finds and turns over to police a wallet and investigation reveals who the owner of the wallet is and the item is returned to that person. Only non-administrative clearances are included on this report.

Dispatched Calls for Service

Calls received in the Communications Center which result in one or more patrol units being dispatched.

Domestic Violence

Domestic Violence is a subcategory to other offenses that occurs when the offense is committed by one family or household member against another. Family or household members are spouses, former spouse, persons related by blood or marriage, persons who have a child in common, former/current roommates, persons who have or had a dating relationship, and persons who have a biological or legal parent-child relationships, including stepparents and stepchildren and grandparent and grandchildren. In some cases, the age of the victim or suspect may determine whether or not the legal definition above is met. For the purposes of this report, cases in this jurisdiction or investigated by this jurisdiction's police that have at least one domestic violence offense associated are counted.

City of Newcastle
First Quarter Statistics 2021
Crime Analysis Unit

NIBRS

The National Incident-Based Reporting System is an update to the FBI's Uniform Crime Reporting Program that is intended to capture more details on crime incidents than the previous Summary Reporting System (SRS). Starting in 2021, the FBI will require agencies to submit data through NIBRS. For more information on the NIBRS transition, visit www.fbi.gov/nibrs.

While this report uses NIBRS terminology to categorize offenses, it is intended to provide useful working data and should not be viewed as the official crime statistics for the jurisdiction. For official crime statistics, visit <https://www.waspc.org/crime-statistics-nibrs->.

NIBRS divides crime into three major categories. This report provides data on selected offenses within each category:

Crimes Against Persons: Included offenses are murder and non-negligent homicide, negligent manslaughter, human trafficking for commercial sex acts and involuntary servitude, assault, kidnapping (custodial interference excluded), and sex offenses (e.g. rape, sexual assault, child molestation and related). These are defined as crimes against persons because the victims are always individuals. The State of Washington includes violation of no-contact or protection orders in this category as well.

Crimes Against Property: The object of Crimes Against Property is to obtain (or destroy) money, property, or some other benefit. Burglary, fraud, vandalism, robbery, motor vehicle theft, arson, and larceny all fall into this category.

Crimes Against Society: Crimes against society are offenses against society's prohibition against engaging in certain types of activity and typically do not have individual victims. Some offenses in this category include illegal drug activity, prostitution-related offenses, and weapon law violations.

Response Times/Priorities

Priority X - Critical Dispatch: This category is used for those calls that pose an obvious threat to the safety of persons. Examples include shootings, stabbings and in-progress crimes such as robberies or burglaries where the possibility of a confrontation between a victim and suspect exists.

Priority 1 - Immediate Dispatch: This category is used for those calls that require immediate police action. Examples include silent alarms, injury traffic accidents, in-progress crimes or crimes that have just occurred where a suspect may still be in the immediate area.

Priority 2 - Prompt Dispatch: This category is used for those calls that could escalate to a more serious degree if not policed quickly. Examples include verbal disturbances and blocking traffic accidents.

Priority 3 - Routine Dispatch: This category is used for those calls where response time is not a critical factor. Examples include burglaries and larcenies that are not in progress, audible alarms, or other routine reports.

ⁱ Because data is pulled directly from approved cases in the report management system (RMS), there may be different results for the same time period depending on when the data is pulled. What is being provide is a "snapshot" at a given time and not considered official crime statistics.

ⁱⁱ NIBRS reporting for a city tracks offenses with that city as a "Primary Agency". This will exclude some crime that occurred within the geographical boundaries of the city and is intended to exclude crimes investigated by King County Metro Transit and Sound Transit police. While in most cases this will be correctly assigned, we have found that sometimes it is not, especially in cities where unincorporated units handle many of the calls. NIBRS statistics for a given time period are not fixed once initially generated – they can be updated every month as new developments occur and will also (usually) be based on the date of the offense rather than the date of the initial report. We only upload official NIBRS stats on a monthly basis and require report approval before upload. Because of this, there can be some delay before WASPC records a crime, especially when complex cases are involved.

ⁱⁱⁱ Includes bookings at time of incident, warrant arrests, and referrals for prosecution.

^{iv} Includes bookings at time of incident, warrant arrests, and referrals for prosecution.

^v NIBRS offense codes are aligned to the internal KCSO Final Classification Codes (FCRs) in a standardized manner except that when the Records Unit manually changes corrects a NIBRS code on a report the FCR and NIBRS code may not match.

City of Newcastle Police Services Report
