



---

City of Newcastle Police Services Report

---

# Fourth Quarter 2019



Prepared by: The Crime Analysis Unit  
of the King County Sheriff's Office

# CITY OF NEWCASTLE

---

**CHIEF OF POLICE SERVICES** Jason Houck

**MAYOR** Linda Newing

**DEPUTY MAYOR** Tony Ventrella

**COUNCIL MEMBERS**

Tom Griffin  
Tamra Kammin  
Tom Magers  
Dave Mitchell  
Ariana Sherlock

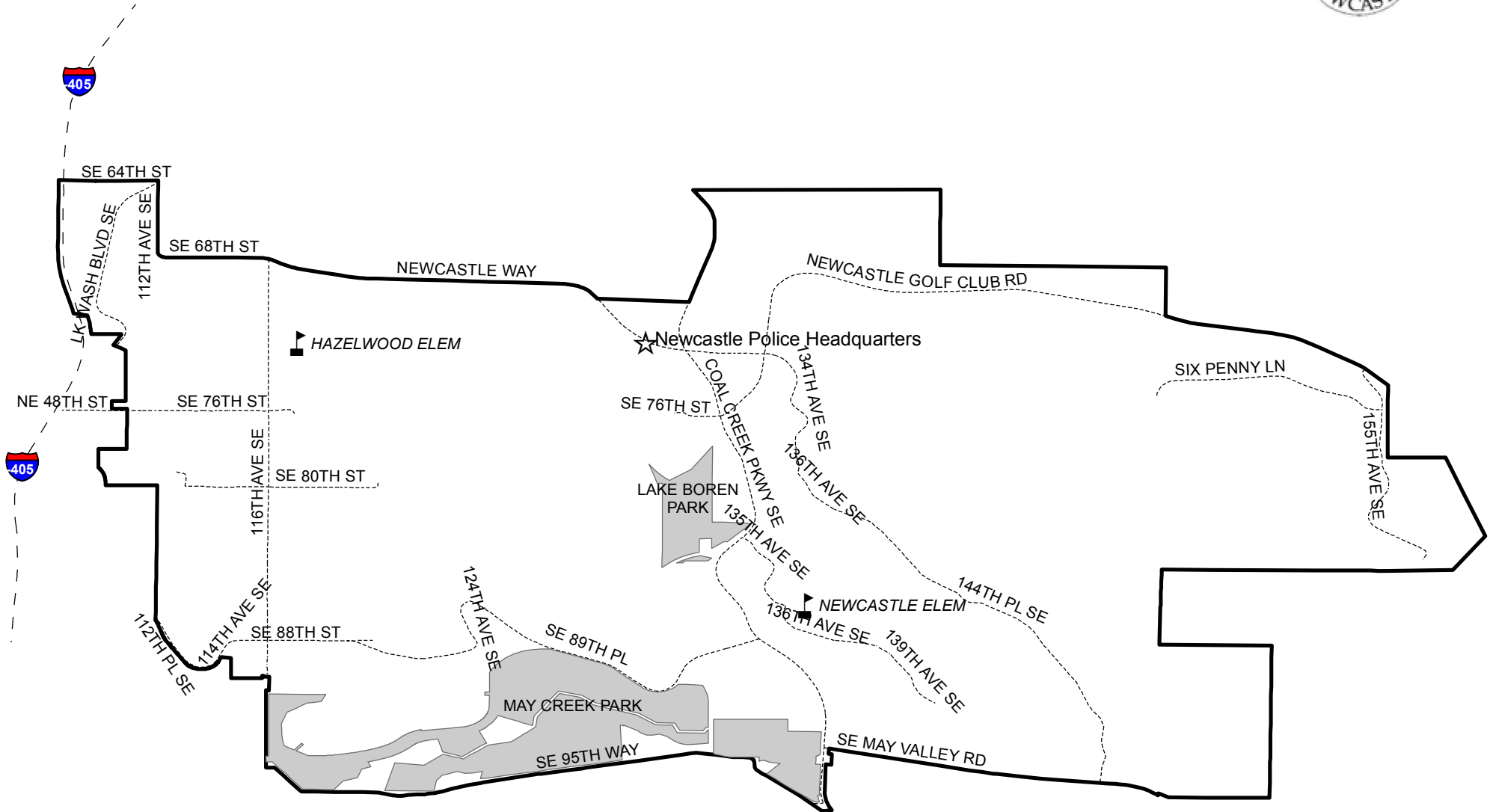
**CITY MANAGER** Rob Wyman

# **CITY OF NEWCASTLE** **POLICE SERVICES REPORT**

<b>CITY MAP</b>	<b>1</b>
<b>CITY CRIME SUMMARY</b>	<b>2</b>
<b>CITY CRIME PROFILE</b>	<b>3</b>
Crimes against Persons, Property, and Society	
Larceny by Type	
Charges on Arrests	
Dispatched Calls for Service & Average Response Time	
<b>GLOSSARY OF TERMS</b>	<b>7</b>

# City of Newcastle H2

Effective October 26, 2011



**City of Newcastle**  
**Fourth Quarter Statistics 2019**  
**Crime Analysis Unit**

*Information as of February, 5, 2020*

In mid-2018 the King County Sheriff's Office (KCSO) switched to reporting crime statistics to the Federal Bureau of Investigation's (FBI) National Incident Based Reporting System (NIBRS) format. The 2019 quarterly statistical reports are the first year KCSO has adopted the NIBRS terminology. During the switch, KCSO also changed report management systems (RMS), which allows for the ability to automatically push KCSO NIBRS data to the Washington Association of Sheriffs & Police Chiefs (WASPC) for reporting to the FBI. As with any change, issues have come up regarding data consistency and accuracy. The KCSO Crime Analysis Unit (CAU) is working on those issues, and quarterly reports may need to be amended as fixes become available. CAU will give notice to the City Chief if a major edit needs to be made.

*Crime statistics included in this report are based on **crime recorded within the city boundaries** organized by the **date the initial police report of a crime was taken**<sup>1</sup>, to provide useful working data for city chiefs and city councils. The statistics are **not the official crime statistics for the city**, and should not be compared to the yearly WASPC reporting to NIBRS<sup>2</sup>. Official crime statistics for the cities that will be recorded by the FBI can be found in the state-wide Crime in Washington report [here](#).*

<b>OFFENSE SUMMARY</b>	<b>1-Q</b>	<b>2-Q</b>	<b>3-Q</b>	<b>OCT</b>	<b>NOV</b>	<b>DEC</b>	<b>4-Q</b>	<b>YTD</b>
<b>Crimes Against Persons</b>	<b>9</b>	<b>2</b>	<b>6</b>	<b>3</b>	<b>0</b>	<b>2</b>	<b>5</b>	<b>22</b>
<b>Crimes Against Property</b> <sup>3,4</sup>	<b>66</b>	<b>52</b>	<b>62</b>	<b>22</b>	<b>23</b>	<b>26</b>	<b>71</b>	<b>251</b>
<b>Crimes Against Society</b>	<b>2</b>	<b>2</b>	<b>0</b>	<b>0</b>	<b>0</b>	<b>0</b>	<b>0</b>	<b>4</b>
<b>Cases Closed/Cleared</b>	<b>32</b>	<b>17</b>	<b>22</b>	<b>6</b>	<b>3</b>	<b>5</b>	<b>14</b>	<b>85</b>
<b>Total Domestic Violence Cases</b> <sup>5</sup>	<b>5</b>	<b>2</b>	<b>4</b>	<b>3</b>	<b>0</b>	<b>3</b>	<b>6</b>	<b>17</b>
<b>Total Arrests Adults</b> <sup>6</sup>	<b>28</b>	<b>13</b>	<b>14</b>	<b>2</b>	<b>2</b>	<b>6</b>	<b>10</b>	<b>65</b>
<b>Total Arrests Juveniles</b> <sup>7</sup>	<b>0</b>	<b>0</b>	<b>1</b>	<b>1</b>	<b>0</b>	<b>0</b>	<b>1</b>	<b>2</b>

<sup>1</sup> Previously, quarterly crime statistics were based off of how the crime was originally recorded in our computer aided dispatch (CAD) system, in most cases without reference to later investigative developments. Because we are now pulling from the case itself in the report management system (RMS), and only pulling approved cases, we may get different results for the same time period depending on when we pull the data. What we are providing is a snapshot at a given time.

<sup>2</sup> NIBRS reporting for a city will only track offenses with that city as a "Primary Agency". This will exclude some crime that occurred within the geographical boundaries of the city and is intended to exclude crimes investigated by King County Metro Transit and Sound Transit police. While in most cases the primary agency will be correctly assigned, we have found that sometimes offenses have been incorrectly assigned to unincorporated King County, especially in cities where unincorporated units handle many of the calls. We are working on addressing this issue through training. NIBRS statistics for a given time period are not fixed once initially generated – they can be updated every month as new developments occur and will also (usually) be based on the date of the offense rather than the date of the initial report. We only upload official NIBRS stats on a monthly basis and require report approval before upload. Because of this, there can also be some delay before WASPC records a crime, especially when complex cases are involved.

<sup>3</sup> As of June 24, 2019 KCSO changed the threshold of damage needed for a vandalism case to be reportable to the FBI through NIBRS program. This change increased the number of reported vandalism for the end of Q2 to the present.

<sup>4</sup> Coplogic (reports submitted by the public) are included starting mid-December 2019, impacting fraud, vandalism, and larceny offense reporting.

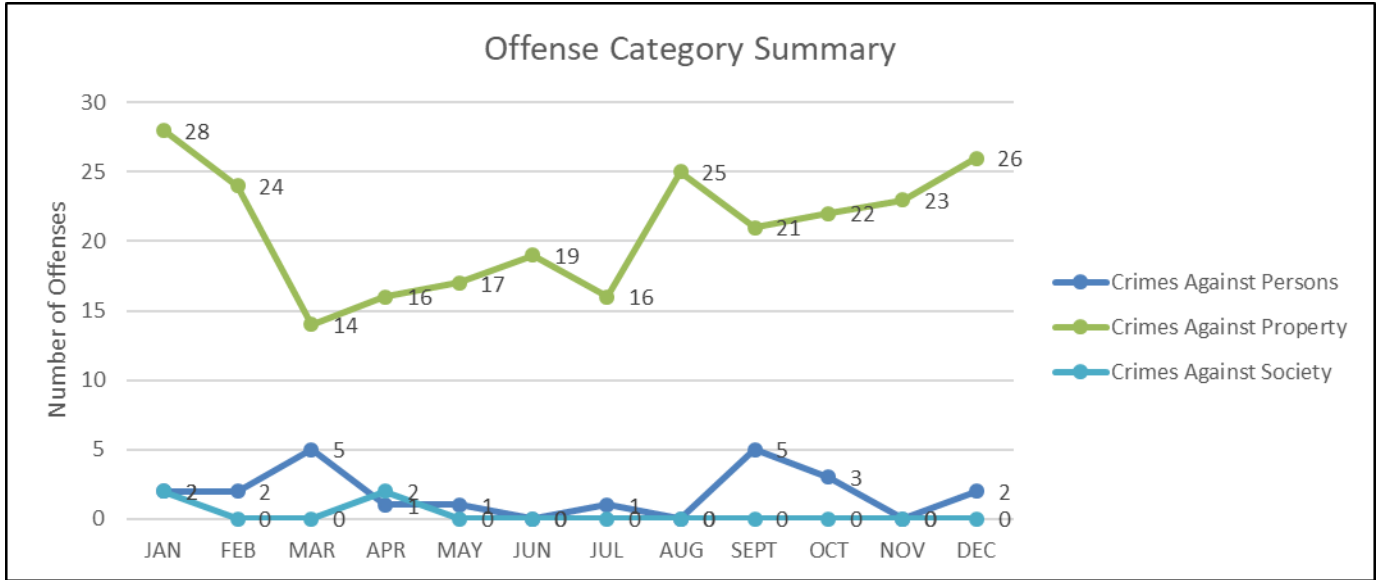
<sup>5</sup> Number of cases in this jurisdiction or investigated by this jurisdiction's police that include at least one DV offense.

<sup>6</sup> Includes bookings at time of incident, warrant arrests, and referrals for prosecution.

<sup>7</sup> Includes bookings at time of incident, warrant arrests, and referrals for prosecution.

**City of Newcastle**  
 Fourth Quarter Statistics 2019  
 Crime Analysis Unit

**Offenses by Category**



NIBRS offenses fall under three categories: Crimes Against Persons, Crimes Against Property, and Crimes Against Society. For a list of all NIBRS offenses that fall into the three categories, please look [here](#).<sup>9</sup> Some rarer and/or less relevant offenses are excluded from this report.

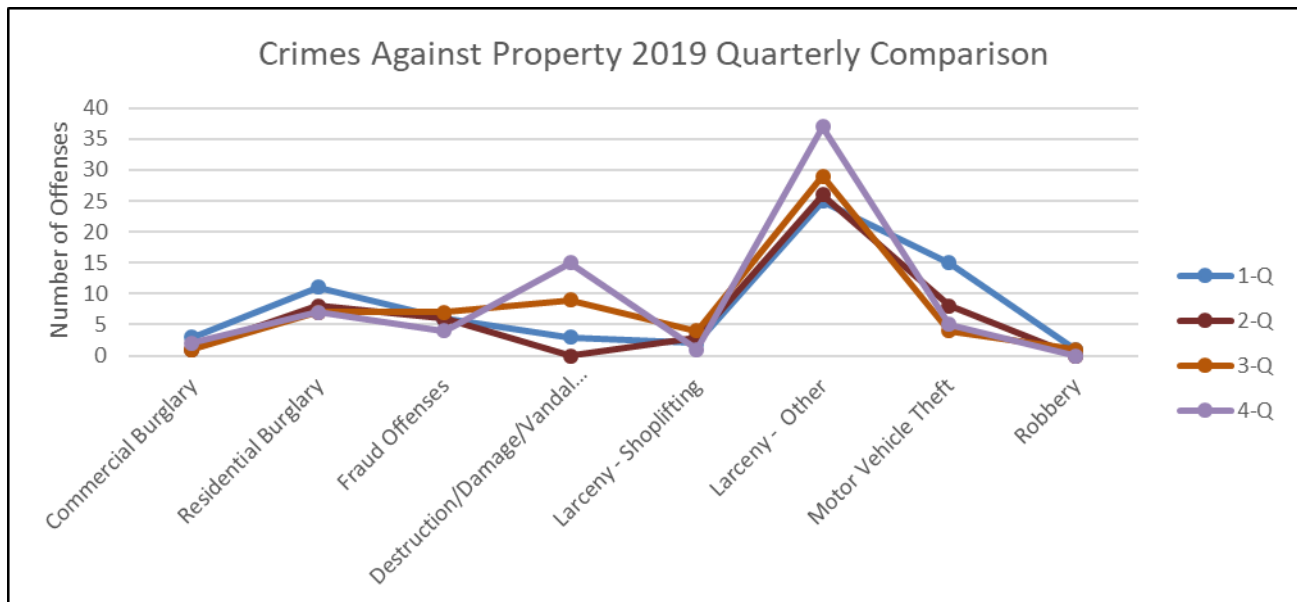
<b>Crimes Against Persons</b>	<b>1-Q</b>	<b>2-Q</b>	<b>3-Q</b>	<b>OCT</b>	<b>NOV</b>	<b>DEC</b>	<b>4-Q</b>	<b>YTD</b>
Aggravated Assault Offenses	2	2	1	0	0	0	0	5
Simple Assault	4	0	5	3	0	1	4	13
Intimidation Offenses	2	0	0	0	0	0	0	2
Homicide Offenses	0	0	0	0	0	0	0	0
Human Trafficking Offenses	0	0	0	0	0	0	0	0
Kidnapping	0	0	0	0	0	0	0	0
Sex Offenses <sup>8</sup>	1	0	0	0	0	1	1	2
<b>TOTAL Crimes Against Persons</b>	<b>9</b>	<b>2</b>	<b>6</b>	<b>3</b>	<b>0</b>	<b>2</b>	<b>5</b>	<b>22</b>

<sup>8</sup> Includes pornography offenses.

<sup>9</sup> NIBRS offense codes are aligned to the internal KCSO Final Classification Codes (FCRs) in a standardized manner except that when the Records Unit manually changes a NIBRS code on a report (in accordance with NIBRS rules), then the FCR and NIBRS code may not match.

**City of Newcastle**  
Fourth Quarter Statistics 2019  
Crime Analysis Unit

<b>Crimes Against Property</b>	<b>1-Q</b>	<b>2-Q</b>	<b>3-Q</b>	<b>OCT</b>	<b>NOV</b>	<b>DEC</b>	<b>4-Q</b>	<b>YTD</b>
Commercial Burglary	3	1	1	1	1	0	2	7
Residential Burglary	11	8	7	4	2	1	7	33
Fraud Offenses	6	6	7	1	1	2	4	23
Destruction/Damage/Vandalism of Property	3	0	9	3	3	9	15	27
Larceny - Shoplifting	2	3	4	0	0	1	1	10
Larceny - Other	25	26	29	10	14	13	37	117
Motor Vehicle Theft	15	8	4	3	2	0	5	32
Robbery	1	0	1	0	0	0	0	2
<b>TOTAL Crimes Against Property</b>	<b>66</b>	<b>52</b>	<b>62</b>	<b>22</b>	<b>23</b>	<b>26</b>	<b>71</b>	<b>251</b>



<b>Crimes Against Society</b>	<b>1-Q</b>	<b>2-Q</b>	<b>3-Q</b>	<b>OCT</b>	<b>NOV</b>	<b>DEC</b>	<b>4-Q</b>	<b>YTD</b>
Drug/Narcotic Offenses	2	1	0	0	0	0	0	3
Prostitution Offenses	0	0	0	0	0	0	0	0
Weapon Law Violations	0	1	0	0	0	0	0	1
<b>TOTAL Crimes Against Society</b>	<b>2</b>	<b>2</b>	<b>0</b>	<b>0</b>	<b>0</b>	<b>0</b>	<b>0</b>	<b>4</b>

**City of Newcastle**  
Fourth Quarter Statistics 2019  
Crime Analysis Unit

**Larceny by Type**

<b>Larceny Details</b>	<b>1-Q</b>	<b>2-Q</b>	<b>3-Q</b>	<b>OCT</b>	<b>NOV</b>	<b>DEC</b>	<b>4-Q</b>	<b>YTD</b>
Pocket-picking	0	0	0	0	0	0	0	0
Purse-snatching	0	0	0	0	0	0	0	0
Shoplifting	2	3	4	0	0	1	1	10
Theft From Building	0	7	2	1	3	2	6	15
Theft From Coin-Operated Machine or Device	0	0	0	0	0	0	0	0
Theft From Motor Vehicle	19	12	18	7	5	8	20	69
Theft of Motor Vehicle Parts or Accessories	2	1	1	0	3	0	3	7
All Other Larceny	4	6	8	2	3	3	8	26
<b>TOTAL</b>	<b>27</b>	<b>29</b>	<b>33</b>	<b>10</b>	<b>14</b>	<b>14</b>	<b>38</b>	<b>127</b>

**Charges on Arrests**<sup>10</sup>

<b>Charges on Arrests</b>	<b>1-Q</b>	<b>2-Q</b>	<b>3-Q</b>	<b>OCT</b>	<b>NOV</b>	<b>DEC</b>	<b>4-Q</b>	<b>YTD</b>
Assault Offenses	5	1	2	2	0	1	3	11
Destruction/Damage/Vandalism of Property	0	0	0	0	0	1	1	1
Disorderly Conduct	0	1	0	0	0	0	0	1
Driving Under the Influence	0	0	1	0	0	0	0	1
Drug/Narcotic Offenses	0	1	0	0	0	0	0	1
Fraud Offenses	0	1	0	0	0	0	0	1
Larceny/Theft Offenses	3	1	2	0	0	1	1	7
Liquor Law Violations	1	0	1	0	0	0	0	2
Motor Vehicle Theft	0	0	0	0	0	1	1	1
Violation of No Contact Orders	0	0	1	0	0	1	1	2
All Other Offenses	7	4	2	0	0	0	0	13
Not Reportable to NIBRS (Traffic/Warrants)	12	4	6	1	2	1	4	26
<b>TOTAL Charges</b>	<b>28</b>	<b>13</b>	<b>15</b>	<b>3</b>	<b>2</b>	<b>6</b>	<b>11</b>	<b>67</b>

**Dispatched Calls for Service & Average Response Time**

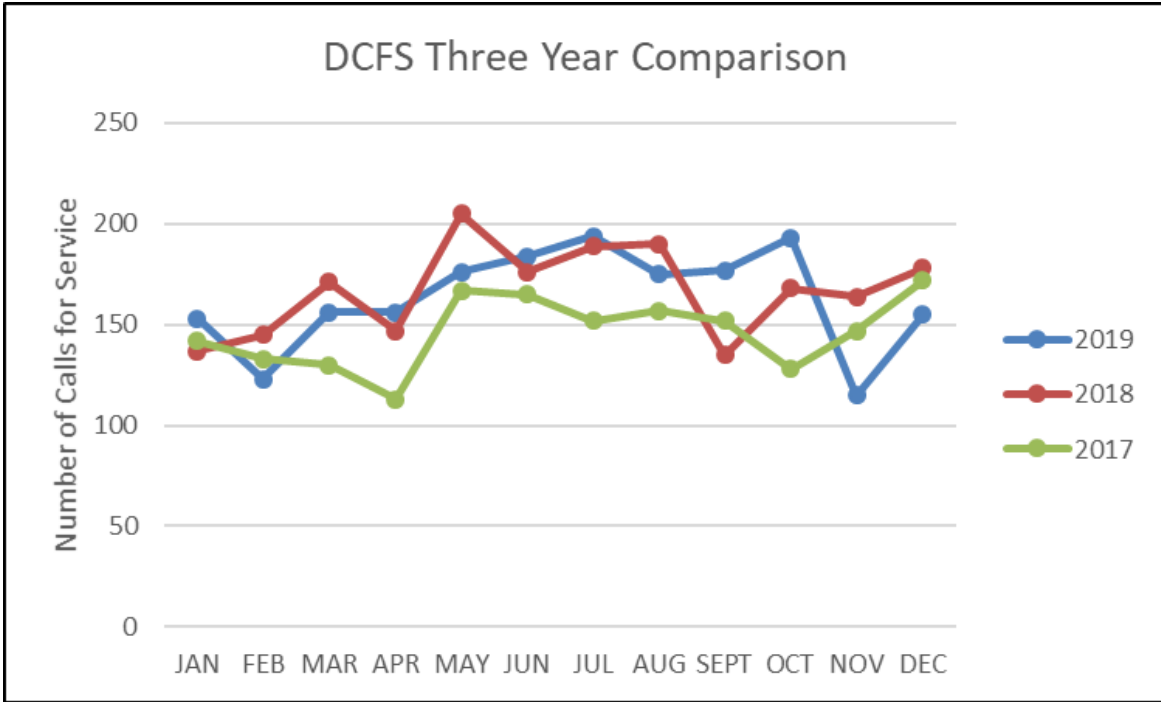
The below information was generated from our CAD system

<b>Dispatched Calls for Service</b>	<b>1-Q</b>	<b>2-Q</b>	<b>3-Q</b>	<b>OCT</b>	<b>NOV</b>	<b>DEC</b>	<b>4-Q</b>	<b>YTD</b>
Newcastle	432	516	546	193	115	155	463	1957
<b>TOTAL DCFS</b>	<b>432</b>	<b>516</b>	<b>546</b>	<b>193</b>	<b>115</b>	<b>155</b>	<b>463</b>	<b>1957</b>

<sup>10</sup> Charges are grouped into categories. Only the top charge on an arrest report is included.



**City of Newcastle**  
 Fourth Quarter Statistics 2019  
 Crime Analysis Unit



<b>AVG Response Time</b>	<b>1-Q</b>	<b>2-Q</b>	<b>3-Q</b>	<b>OCT</b>	<b>NOV</b>	<b>DEC</b>	<b>4-Q</b>
<b>Critical Dispatch X=</b>	<b>3.22</b>	<b>4.83</b>	<b>5.02</b>	<b>N/A</b>	<b>N/A</b>	<b>3.07</b>	<b>3.07</b>
<b>Immediate Dispatch 1=</b>	<b>9.00</b>	<b>11.21</b>	<b>7.92</b>	<b>7.78</b>	<b>8.01</b>	<b>5.88</b>	<b>7.45</b>
<b>Prompt Dispatch 2=</b>	<b>8.15</b>	<b>9.92</b>	<b>8.97</b>	<b>7.54</b>	<b>6.98</b>	<b>8.04</b>	<b>7.60</b>
<b>Routine Dispatch 3=</b>	<b>25.99</b>	<b>17.48</b>	<b>19.14</b>	<b>18.24</b>	<b>20.27</b>	<b>16.49</b>	<b>18.12</b>

**City of Newcastle**  
Fourth Quarter Statistics 2019  
Crime Analysis Unit

## **GLOSSARY OF TERMS**

### **Arrests**

An arrest is recorded when at least one suspect is arrested, cited, or referred for prosecution for a crime. "Total Arrests" indicate the number of approved arrest reports within each date range. The "Charges on Arrests" table shows the top charges on those arrests. Arrest data for the Crime in Washington report is compiled slightly differently, and is based on the NIBRS categorization of the offense rather than the NIBRS categorization of the charge.

### **Cases Closed/Cleared**

Criminal cases are cleared by arrest, or in some circumstances, by exceptional means (the suspect died, is imprisoned on another charge, victim refuses to testify, etc.). The types of case closures are as follows:

**Cleared by Arrest:** A case can be closed by arrest when at least one suspect is positively identified and charges are recommended to the Prosecuting Attorney's Office. This closure does not require physical booking into a jail or juvenile detention facility. It also does not require the charging of all suspects, if there are multiple suspects in the crime, or of charges for all offenses, if there are multiple offenses in a crime. This category includes criminal citations into district and municipal courts for misdemeanors and felony filings into Superior Court, as well as all filings into Juvenile Court.

**Exceptional Clearance:** A case can be closed "exceptional" if it can be established that a crime has been committed and the identity of a suspect is positively confirmed, but due to circumstances beyond our control, no charges are filed. An example of this type of closure is a case in which the victim declines to assist in prosecution. Another example is when another police agency files charges on a related crime stemming from the same incident. (Car stolen in King County, but suspect arrested in the stolen car in Bellevue. Bellevue P.D. charges the suspect with possession of the stolen car. We close the stolen car case "exceptional.")

**Unfounded:** Cases are closed as "unfounded" when the investigation reveals that no crime has been committed. An example would be the report of a theft by one party that is determined to be a false report by interviewing other independent witnesses. Reports of crimes determined false are typically not included on this report. Unfounded cases are not included on NIBRS statistics.

**Administrative Clearance:** This clearance is used primarily to close non-criminal police investigations like found property. For instance, if a citizen finds and turns over to police a wallet and investigation reveals who the owner of the wallet is and the item is returned to that person. Only non-administrative clearances are included on this report.

### **Dispatched Calls for Service**

Calls received in the Communications Center which result in one or more patrol units being dispatched.

### **Domestic Violence**

Domestic Violence is a subcategory to other offenses that occurs when the offense is committed by one family or household member against another. Family or household members are spouses, former spouse, persons related by blood or marriage, persons who have a child in common, former/current roommates, persons who have or had a dating relationship, and persons who have a biological or legal parent-child relationships, including stepparents and stepchildren and grandparent and grandchildren. In some cases, the age of the victim or suspect may determine whether or not the legal definition above is met. For the purposes of this report, cases in this jurisdiction or investigated by this jurisdiction's police that have at least one domestic violence offense associated are counted.

**City of Newcastle**  
Fourth Quarter Statistics 2019  
Crime Analysis Unit

**NIBRS**

The National Incident-Based Reporting System is an update to the FBI's Uniform Crime Reporting Program that is intended to capture more details on crime incidents than the previous Summary Reporting System (SRS). Starting in 2021, the FBI will require agencies to submit data through NIBRS. For more information on the NIBRS transition, visit [www.fbi.gov/nibrs](http://www.fbi.gov/nibrs).

While this report uses NIBRS terminology to categorize offenses, it is intended to provide useful working data and should not be viewed as the official crime statistics for the jurisdiction. For official crime statistics, visit <https://www.waspc.org/crime-statistics-nibrs>.

NIBRS divides crime into three major categories. This report provides data on selected offenses within each category:

**Crimes Against Persons:** Included offenses are murder and non-negligent homicide, negligent manslaughter, human trafficking for commercial sex acts and involuntary servitude, assault, kidnapping (custodial interference excluded), and sex offenses (e.g. rape, sexual assault, child molestation and related). These are defined as crimes against persons because the victims are always individuals. Some offenses related to pornography/obscene material are a NIBRS Crimes Against Society but are included on this report under sex offenses for simplicity.

**Crimes Against Property:** The object of Crimes Against Property is to obtain (or destroy) money, property, or some other benefit. Burglary, fraud, vandalism, robbery, motor vehicle theft, and all kinds of larceny all fall into this category.

**Crimes Against Society:** Crimes against society are offenses against society's prohibition against engaging in certain types of activity and typically do not have individual victims. Relevant offenses in this category include illegal drug activity, prostitution-related offenses, and weapon law violations.

**Response Times/Priorities**

**Priority X - Critical Dispatch:** This category is used for those calls that pose an obvious threat to the safety of persons. Examples include shootings, stabbings and in-progress crimes such as robberies or burglaries where the possibility of a confrontation between a victim and suspect exists.

**Priority 1 - Immediate Dispatch:** This category is used for those calls that require immediate police action. Examples include silent alarms, injury traffic accidents, in-progress crimes or crimes that have just occurred where a suspect may still be in the immediate area.

**Priority 2 - Prompt Dispatch:** This category is used for those calls that could escalate to a more serious degree if not policed quickly. Examples include verbal disturbances and blocking traffic accidents.

**Priority 3 - Routine Dispatch:** This category is used for those calls where response time is not a critical factor. Examples include burglaries and larcenies that are not in progress, audible alarms, or other routine reports.

---

# City of Newcastle Police Services Report

---