



City of Newcastle Police Services Report

Second Quarter 2019



Prepared by: The Crime Analysis Unit
of the King County Sheriff's Office

CITY OF NEWCASTLE

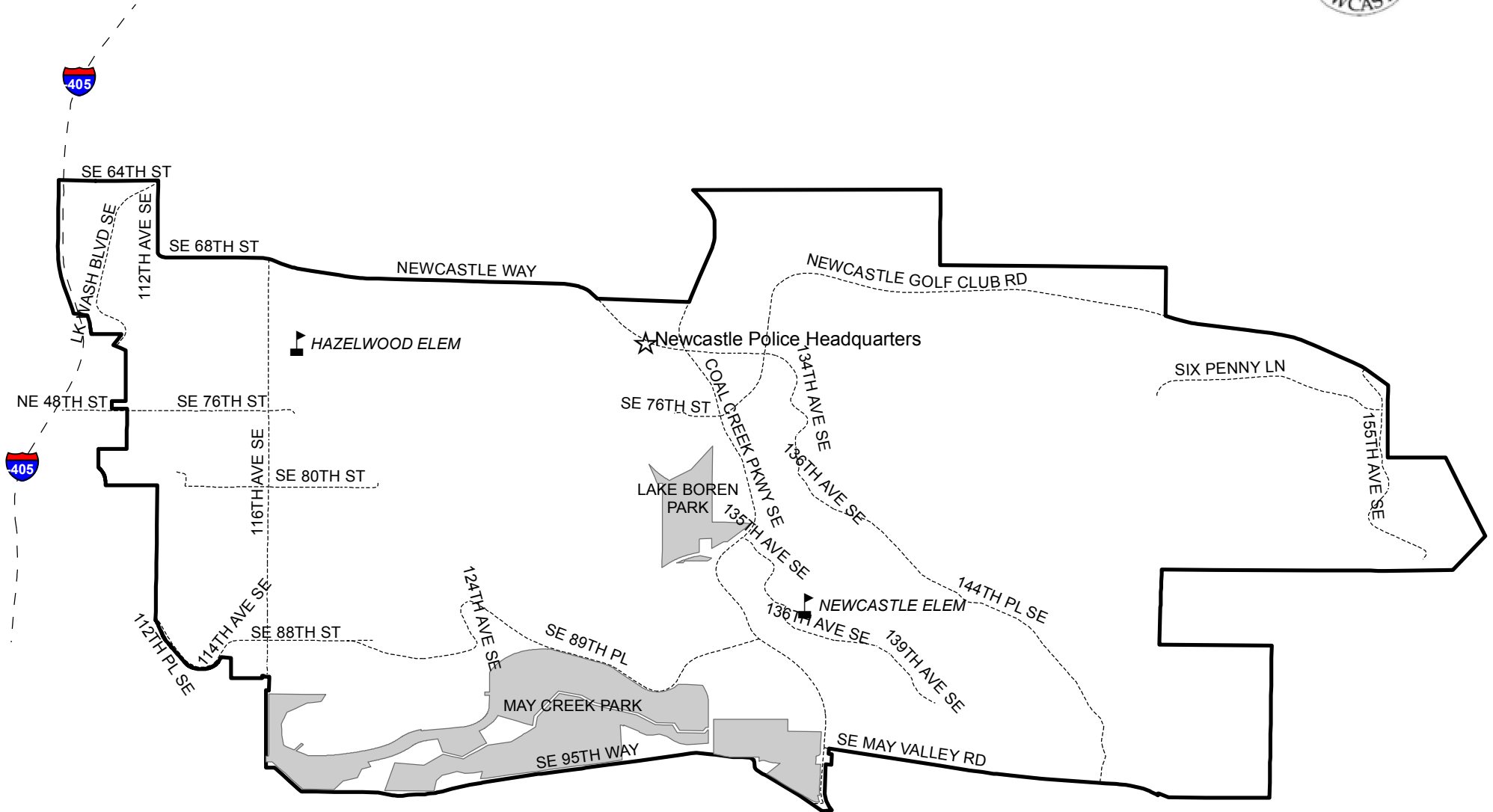
CHIEF OF POLICE SERVICES	Jason Houck
MAYOR	Allen Dauterman
DEPUTY MAYOR	Linda Newing
COUNCIL MEMBERS	Gordon Bisset
	Tamra Kammin
	Tom Magers
	Dave Mitchell
	Carol Simpson
CITY MANAGER	Rob Wyman
CITY CLERK	Sara McMillon

CITY OF NEWCASTLE **POLICE SERVICES REPORT**

CITY MAP	1
CITY CRIME SUMMARY	2
CITY CRIME PROFILE	3
Crimes against Persons, Property, and Society	
Larceny by Type	
Charges on Arrests	
Dispatched Calls for Service & Average Response Time	
GLOSSARY OF TERMS	7

City of Newcastle H2

Effective October 26, 2011



City of Newcastle
 Second Quarter Statistics 2019
 Crime Analysis Unit

Information as of July 2019

In mid-2018 the King County Sheriff's Office (KCSO) switched to reporting crime statistics to the Federal Bureau of Investigation's (FBI) National Incident Based Reporting System (NIBRS) format. The 2019 quarterly statistical reports are the first year KCSO has adopted the NIBRS terminology. During the switch, KCSO also changed report management systems (RMS), which allows for the ability to automatically push KCSO NIBRS data to the Washington Association of Sheriffs & Police Chiefs (WASPC) for reporting to the FBI. As with any change, issues have come up regarding data consistency and accuracy. The KCSO Crime Analysis Unit (CAU) is working on those issues, and quarterly reports may need to be amended as fixes become available. CAU will give notice to the City Chief if a major edit needs to be made.

*Crime statistics included in this report are based on **crime recorded within the city boundaries** organized by the **date the initial police report of a crime was taken**¹, to provide useful working data for city chiefs and city councils. The statistics are **not the official crime statistics for the city**, and should not be compared to the yearly WASPC reporting to NIBRS². Official crime statistics for the cities that will be recorded by the FBI can be found in the state-wide Crime in Washington report [here](#).*

OFFENSE SUMMARY	1-Q	APR	MAY	JUN	2-Q	YTD
Crimes Against Persons	9	1	1	0	2	11
Crimes Against Property	67	16	16	19	51	118
Crimes Against Society	2	2	0	0	2	4
Cases Closed/Cleared³	29	6	3	2	11	40
Total Domestic Violence Cases⁴	5	2	0	0	2	7
Total Arrests Adults⁵	28	4	4	5	13	41
Total Arrests Juveniles⁶	0	0	0	0	0	0

¹ Previously, quarterly crime statistics were based off of how the crime was originally recorded in our computer aided dispatch (CAD) system, in most cases without reference to later investigative developments. Because we are now pulling from the case itself in the report management system (RMS), and only pulling approved cases, we may get different results for the same time period depending on when we pull the data. What we are providing is a snapshot at a given time.

² NIBRS reporting for a city will only track offenses with that city as a "Primary Agency". This will exclude some crime that occurred within the geographical boundaries of the city and is intended to exclude crimes investigated by King County Metro Transit and Sound Transit police. While in most cases the primary agency will be correctly assigned, we have found that sometimes offenses have been incorrectly assigned to unincorporated King County, especially in cities where unincorporated units handle many of the calls. We are working on addressing this issue through training. NIBRS statistics for a given time period are not fixed once initially generated – they can be updated every month as new developments occur and will also (usually) be based on the date of the offense rather than the date of the initial report. We only upload official NIBRS stats on a monthly basis and require report approval before upload. Because of this, there can also be some delay before WASPC records a crime, especially when complex cases are involved.

³ In July 2019 we adjusted the query to exclude exceptional clearances for criminal incidents, causing the number of cases closed/cleared to go down in Q1 reporting from 32 to 29. The change is reflected in Q2 reporting.

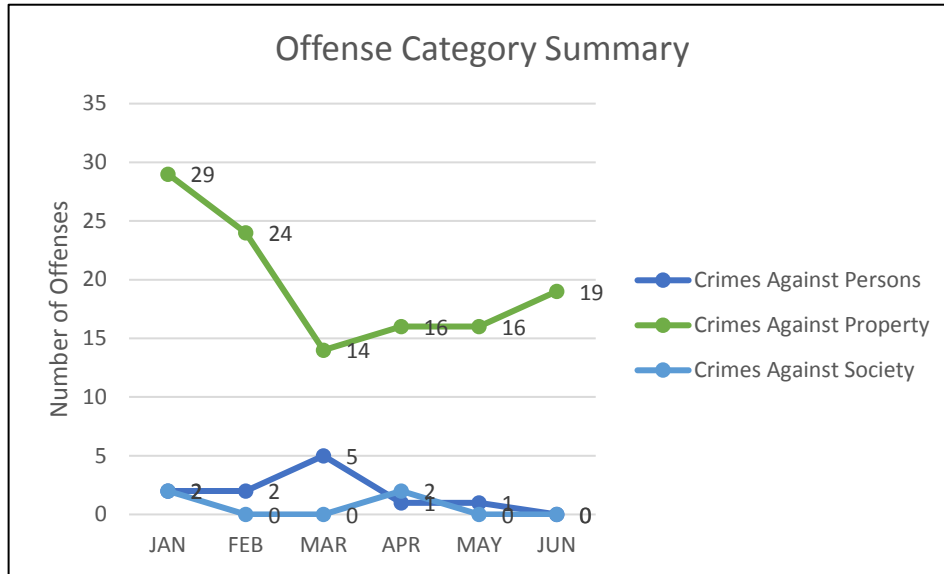
⁴ Number of cases in this jurisdiction or investigated by this jurisdiction's police that include at least one DV offense.

⁵ Includes bookings at time of incident, warrant arrests, and referrals for prosecution.

⁶ Includes bookings at time of incident, warrant arrests, and referrals for prosecution.

City of Newcastle
 Second Quarter Statistics 2019
 Crime Analysis Unit

Offenses by Category



NIBRS offenses fall under three categories: Crimes Against Persons, Crimes Against Property, and Crimes Against Society. For a list of all NIBRS offenses that fall into the three categories, please look [here](#).⁷ Some rarer and/or less relevant offenses are excluded from this report.

Crimes Against Persons	1-Q	APR	MAY	JUN	2-Q	YTD
Aggravated Assault Offenses	2	1	1	0	2	4
Simple Assault	4	0	0	0	0	4
Intimidation Offenses	2	0	0	0	0	2
Homicide Offenses	0	0	0	0	0	0
Human Trafficking Offenses	0	0	0	0	0	0
Kidnapping ⁸	0	0	0	0	0	0
Sex Offenses ⁹	1	0	0	0	0	1
TOTAL Crimes Against Persons	9	1	1	0	2	11

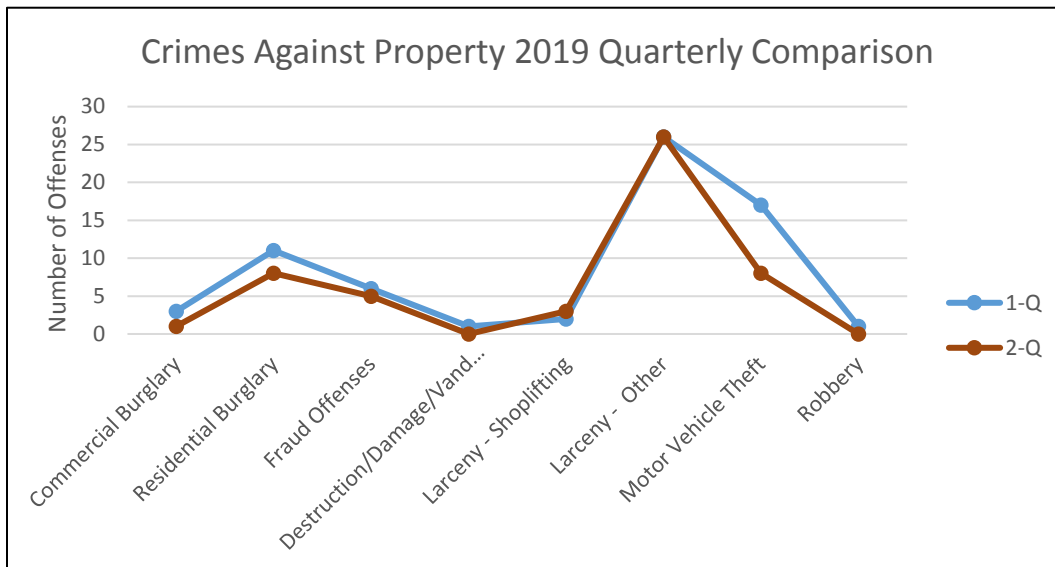
⁷ NIBRS offense codes are aligned to the internal KCSO Final Classification Codes (FCRs) in a standardized manner except that when the Records Unit manually changes a NIBRS code on a report (in accordance with NIBRS rules), then the FCR and NIBRS code may not match.

⁸ Excludes custodial interference cases (these are included under kidnapping on the official WASPC statistics).

⁹ May include some offenses related to pornography/obscene material for simplicity (formally in the Crimes Against Society category).

City of Newcastle
 Second Quarter Statistics 2019
 Crime Analysis Unit

Crimes Against Property	1-Q	APR	MAY	JUN	2-Q	YTD
Commercial Burglary	3	0	1	0	1	4
Residential Burglary	11	2	2	4	8	19
Fraud Offenses	6	1	3	1	5	11
Destruction/Damage/Vandalism of Property	1	0	0	0	0	1
Larceny - Shoplifting	2	2	0	1	3	5
Larceny - Other	26	9	7	10	26	52
Motor Vehicle Theft	17	2	3	3	8	25
Robbery	1	0	0	0	0	1
TOTAL Crimes Against Property	67	16	16	19	51	118



Crimes Against Society	1-Q	APR	MAY	JUN	2-Q	YTD
Drug/Narcotic Offenses	2	1	0	0	1	3
Prostitution Offenses	0	0	0	0	0	0
Weapon Law Violations	0	1	0	0	1	1
TOTAL Crimes Against Society	2	2	0	0	2	4

City of Newcastle
 Second Quarter Statistics 2019
 Crime Analysis Unit

Larceny by Type

Larceny Details	1-Q	APR	MAY	JUN	2-Q	YTD
Pocket-picking	0	0	0	0	0	0
Purse-snatching	0	0	0	0	0	0
Shoplifting	2	2	0	1	3	5
Theft From Building	0	1	4	2	7	7
Theft From Coin-Operated Machine or Device	0	0	0	0	0	0
Theft From Motor Vehicle	21	4	2	6	12	33
Theft of Motor Vehicle Parts or Accessories	2	0	1	0	1	3
All Other Larceny	3	4	0	2	6	9
TOTAL	28	11	7	11	29	57

Charges on Arrests¹⁰

Charges on Arrests	1-Q	APR	MAY	JUN	2-Q	YTD
Aggravated Assault	3	0	1	0	1	4
Disorderly Conduct	0	0	0	1	1	1
Drug Equipment Violations	0	1	0	0	1	1
Drug/Narcotic Violations	0	1	0	0	1	1
Identity Theft	0	0	1	0	1	1
Liquor Law Violations	2	0	0	0	0	2
Shoplifting	2	0	0	0	0	2
Simple Assault	2	0	0	0	0	2
Stolen Property Offenses	0	1	0	0	1	1
Theft From Motor Vehicle	0	1	0	0	1	1
All Other Larceny	1	0	0	0	0	1
All Other Offenses	11	1	1	3	5	16
Not Reportable to NIBRS (Traffic/Warrants) ¹¹	14	2	1	1	4	18
TOTAL Charges	35	7	4	5	16	51

¹⁰ If a charge type is not listed, then there was no charge of that type recorded to date.

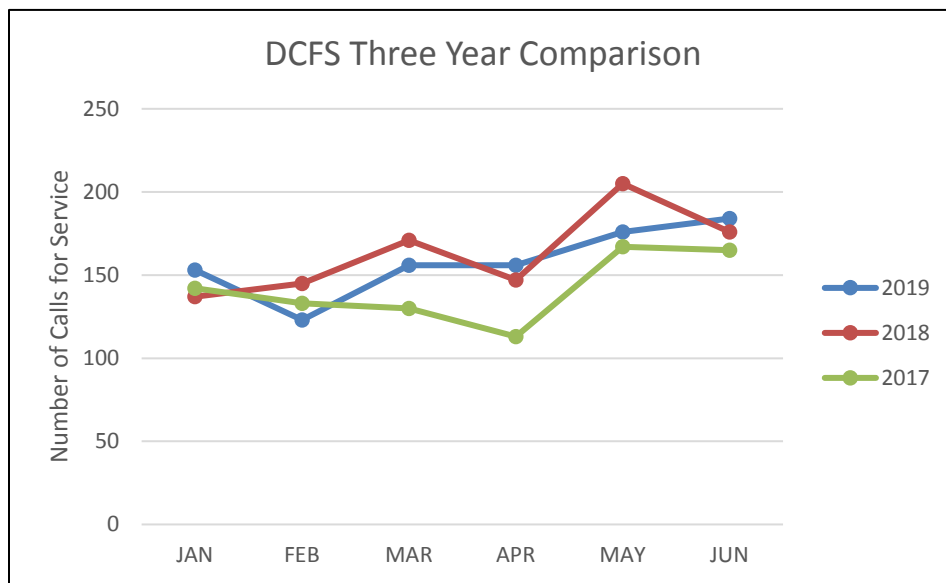
¹¹ Also includes some minor vandalism charges. Due to a configuration error, some charges that should be in this category are currently misclassified under, "All Other Offenses". We are working to fix this.

City of Newcastle
 Second Quarter Statistics 2019
 Crime Analysis Unit

Dispatched Calls for Service & Average Response Time

The below information was generated from our CAD system

Dispatched Calls						
for Service	1-Q	APR	MAY	JUN	2-Q	YTD
Newcastle	432	156	176	184	516	948
TOTAL DCFS	432	156	176	184	516	948



AVG Response Time	JAN	FEB	MAR	1-Q	APR	MAY	JUN	2-Q
Critical Dispatch X=	N/A	N/A	3.22	3.22	7.25	1.80	5.45	4.83
Immediate Dispatch 1=	7.97	8.12	9.71	9.00	9.29	22.50	5.26	11.21
Prompt Dispatch 2=	6.47	9.23	8.84	8.15	12.04	9.27	8.68	9.92
Routine Dispatch 3=	26.03	31.59	22.78	25.99	18.30	19.51	15.17	17.48

City of Newcastle
Second Quarter Statistics 2019
Crime Analysis Unit

GLOSSARY OF TERMS

Arrests

An arrest is recorded when at least one suspect is arrested, cited, or referred for prosecution for a crime. "Total Arrests" indicate the number of approved arrest reports within each date range. "Charges on Arrests" detail the charges on those arrests. Multiple charges may exist for any given arrest. Arrest data for the Crime in Washington report is compiled slightly differently, and is based on the NIBRS categorization of the offense rather than the NIBRS categorization of each associated charge.

Cases Closed/Cleared

Criminal cases are cleared by arrest, or in some circumstances, by exceptional means (the suspect died, is imprisoned on another charge, victim refuses to testify, etc.). The types of case closures are as follows:

Cleared by Arrest: A case can be closed by arrest when at least one suspect is positively identified and charges are recommended to the Prosecuting Attorney's Office. This closure does not require physical booking into a jail or juvenile detention facility. It also does not require the charging of all suspects, if there are multiple suspects in the crime, or of charges for all offenses, if there are multiple offenses in a crime. This category includes criminal citations into district and municipal courts for misdemeanors and felony filings into Superior Court, as well as all filings into Juvenile Court.

Exceptional Clearance: A case can be closed "exceptional" if it can be established that a crime has been committed and the identity of a suspect is positively confirmed, but due to circumstances beyond our control, no charges are filed. An example of this type of closure is a case in which the victim declines to assist in prosecution. Another example is when another police agency files charges on a related crime stemming from the same incident. (Car stolen in King County, but suspect arrested out of the stolen car in Bellevue. Bellevue P.D. charges the suspect with possession of the stolen car. We close the stolen car case "exceptional.")

Unfounded: Cases are closed as "unfounded" when the investigation reveals that no crime has been committed. An example would be the report of a theft by one party that is determined to be a false report by interviewing other independent witnesses. Reports of crimes determined false are typically not included on this report. Unfounded cases are not included on NIBRS statistics.

Administrative Clearance: This clearance is used primarily to close non-criminal police investigations like found property. For instance, if a citizen finds and turns over to police a wallet. Investigation reveals who the owner of the wallet is and the item is returned to that person.

Dispatched Calls for Service

Calls received in the Communications Center which result in one or more patrol units being dispatched.

Domestic Violence

Domestic Violence is a subcategory to other offenses that occurs when the offense is committed by one family or household member against another. Family or household members are spouses, former spouse, persons related by blood or marriage, persons who have a child in common, former/current roommates, persons who have or had a dating relationship, and persons who have a biological or legal parent-child relationships, including stepparents and stepchildren and grandparent and grandchildren. In some cases, the age of the victim or suspect may determine whether or not the legal definition above is met. For the purposes of this report, cases in this jurisdiction or investigated by this jurisdiction's police that have at least one domestic violence offense associated are counted.

City of Newcastle
Second Quarter Statistics 2019
Crime Analysis Unit

NIBRS

The National Incident-Based Reporting System is an update to the FBI's Uniform Crime Reporting Program that is intended to capture more details on crime incidents than the previous Summary Reporting System. Starting in 2021, the FBI will require agencies to submit data through NIBRS. For more information on the NIBRS transition, visit www.fbi.gov/nibrs.

While this report uses NIBRS terminology to categorize offenses, it is intended to provide useful working data and should not be viewed as the official crime statistics for the jurisdiction.

NIBRS divides crime into three major categories. This report provides data on selected offenses within each category:

Crimes Against Persons: Included offenses are murder and non-negligent homicide, negligent manslaughter, human trafficking for commercial sex acts and involuntary servitude, assault, kidnapping (custodial interference excluded), and sex offenses (e.g. rape, sexual assault, child molestation and related). These are defined as crimes against persons because the victims are always individuals. Some offenses related to pornography/obscene material are a NIBRS Crimes Against Society but are included on this report under sex offenses for simplicity.

Crimes Against Property: The object of Crimes Against Property is to obtain (or destroy) money, property, or some other benefit. Burglary, fraud, vandalism, robbery, motor vehicle theft, and all kinds of larceny all fall into this category.

Crimes Against Society: Crimes against society are offenses against society's prohibition against engaging in certain types of activity and typically do not have individual victims. Relevant offenses in this category include illegal drug activity, prostitution-related offenses, and weapon law violations.

Response Times/Priorities

Priority X - Critical Dispatch: This category is used for those calls that pose an obvious threat to the safety of persons. Examples include shootings, stabbings and in-progress crimes such as robberies or burglaries where the possibility of a confrontation between a victim and suspect exists.

Priority 1 - Immediate Dispatch: This category is used for those calls that require immediate police action. Examples include silent alarms, injury traffic accidents, in-progress crimes or crimes that have just occurred where a suspect may still be in the immediate area.

Priority 2 - Prompt Dispatch: This category is used for those calls that could escalate to a more serious degree if not policed quickly. Examples include verbal disturbances and blocking traffic accidents.

Priority 3 - Routine Dispatch: This category is used for those calls where response time is not a critical factor. Examples include burglaries and larcenies that are not in progress, audible alarms, or other routine reports.

City of Newcastle Police Services Report
